

PRODUCTS

HASSLACHER
NORICA TIMBER

From **wood** to **wonders**.





INDEX

Page

<u>The company</u>	4
<u>Location</u>	6
<u>Cross laminated timber</u>	9
<u>Glued laminated timber</u>	15
<u>Glued laminated timber floor system</u>	23
<u>Glued solid timber DUO/TRIO</u>	29
<u>Structural finger jointed solid timber & GLT®</u>	33
<u>Surfaced timber</u>	39
<u>Sawn Timber</u>	45
<u>Pellets</u>	47
<u>Formwork panels</u>	49
<u>Special products</u>	51
<u>Product portfolio</u>	57



THE COMPANY AT A GLANCE

What's long lasting has strong roots.

Like trees in the forest. They store life. The most versatile and sustainable raw material in the world – wood. The most important CO₂ storage and oxygen producer; invaluable and constantly renewable.

For us and for all subsequent generations, forest management and proper utilisation of wood are our top priority. Every cut down tree must grow again. Our managed forest's wood is 100% recycled. From the bark, to the trunk and to the crown; biomass becomes an environmentally friendly and CO₂-neutral energy source. From the old, something new emerges.

FROM WOOD TO WONDERS

Established in 1901, the family enterprise employs more than 1,700 people. With its eight production sites in Austria, Germany, Slovenia and Russia, HASSLACHER is one of Europe's largest and most prominent timber industry companies, operating as innovative supplier of sawn timber, laminated timber, cross-laminated timber and solid structural timber for modern timber constructions.

True to its maxim "From **wood** to **wonders**."



VISION

As a full-service provider for modern timber constructions, the HASSLACHER Group is one of Europe's leading woodworking companies.

MISSION

We develop innovative solutions for the responsible use of wood and we strengthen our viability through the generation of renewable energy.

Our facilities are operated at maximum capacity, and we aim to achieve a high added value in the production of our products.

In terms of effectiveness, we are amongst the best in Europe in the industry.



STALL

NORITEC
Holzindustrie GmbH

Latzendorf 100 | 9832 Stall im Mölltal | Carinthia | Austria
Tel.: +43 4823 20 700

Cross-laminated timber
Photovoltaic system

Number of employees:
Around 125



HERMAGOR

HASSLACHER
Holzbausysteme GmbH

Kühweg 35 | 9620 Hermagor
Carinthia | Austria
Tel.: +43 4282 22 48-0

Glued laminated timber
Glued solid timber DUO/TRIO
Special components for
glued laminated timber
Photovoltaics

Number of employees:
Around 90



PREDING

HASSLACHER PREDING
Holzindustrie GmbH

Wohlsdorfer Straße 1
8504 Preding
Steiermark | Austria
Tel.: +43 3185 86 23-0

GLT® – Girder Longitudinally
Tensile tested
Structural finger jointed solid
timber
Surfaced timber | Sawn timber
Pellets
Pallets & packaging solutions
Saw by-products
Photovoltaics

Number of employees:
Around 250



BOHINJSKA BISTRICA

LIP Bohinj, d.o.o.

Ulica Tomaža Godca 5
4264 Bohinjska Bistrica
Slovenia
Tel.: +386 4 57 95-800

Sawn timber
Sawmill by-products
Formwork panels

Number of employees:
Around 210

SACHSENBURG – Head office

HASSLACHER Holding GmbH
Management & Administration

HASSLACHER DRAULAND Holzindustrie GmbH
Sawmill production

NORITEC Holzindustrie GmbH
Glulam & Production moulding plant

NORICA TIMBER Vertrieb GmbH
Sales

HASSLACHER Energie GmbH
Electricity and heat from renewable energy sources
Biomass KWK, Hydro power, Photovoltaics

Feistritz 1 | 9751 Sachsenburg | Carinthia | Austria | Tel.: +43 4769 22 49-0

Glued laminated timber | Glued solid timber DUO/TRIO | Surfaced timber
Sawn timber | Saw by-products | Biomass KWK | Photovoltaics

Number of employees: Around 450





KLEINHEUBACH

HASSLACHER Holzbauteile GmbH & CO. KG

HESS TIMBER GmbH

Am Hundsrück 2
63924 Kleinheubach
Germany
Tel.: +49 9371 40 03-0

Architecture-Engineer timber-
Constructions
Special components for
glued laminated timber
Glued laminated timber
Glued solid timber DUO/TRIO

Number of employees:
Around 110



MAGDEBURG

NORDLAM GmbH

Gasereistraße 1
39126 Magdeburg
Germany
Tel.: +49 391 28 88-100

Glued laminated timber
Cross-laminated timber

Number of employees:
Around 240



MALAYA VISHERA

OOO HASSLACHERLES

Ul. Lesozagotowitelije 2
174260 Malaya Vishera
Russia
Tel.: +7 816 29 68-100

Sawn timber | Surfaced timber
Pellets | Saw by-products

Number of employees:
Around 250

Malaya Vishera

Magdeburg

Kleinheubach

Stall
Hermagor Sachsenburg Preding
 Bohinjska Bistrica

LOCATION FOR YOU, ON SITE.



HASSLACHER
NORICA TIMBER

From **wood** to **wonders**.

CROSS LAMINATED TIMBER

THE BUILDING PRODUCT OF THE FUTURE.

CROSS LAMINATED TIMBER OVERVIEW

PRODUCT STANDARD/CERTIFICATION

ETA-12/0281

SURFACE QUALITIES

Excellent surface
Visual quality
Industrial visual quality
Industrial quality

On request, cover lamellas
can also be edge bonded.

CROSS SECTIONS

Thickness: 80 mm to 400 mm
60 mm on request

Width: up to 3.20 m

Length: up to 20 m

WOOD SPECIES

- ⊕ Spruce/fir
- ⊕ Pine
- ⊕ Larch
- ⊕ Swiss stone pine, fir, hardwoods (on request)

CERTIFICATION

The current certificates are available in the download area
of our website at [HASSLACHER.COM](https://www.hasslacher.com).

SUSTAINABILITY

The HASSLACHER Group stands for a careful use of wood
as a resource. Our raw materials come from sustainable
and controlled forestry. Our locations are certified according
to the strict PEFC™ standards.



PRODUCT PORTFOLIO

PANEL LAY-UPS

Type	Thickness (mm)	Layers	Panel lay-ups (mm)						Width (m)	Length (m)	Mass (kg/m ²)
BSP 60	60	3		20	20	20		2.20–3.20 m	to 20 m	27	
BSP 80	80	3		20	40	20				36	
BSP 90	90	3		30	30	30				No standard widths	41
BSP 100	100	3		30	40	30				No modular dimensions	45
BSP 120	120	3		40	40	40					54
BSP 100	100	5	20	20	20	20	20	45			
BSP 120	120	5	30	20	20	20	30	54			
BSP 140	140	5	40	20	20	20	40	63			
BSP 160	160	5	40	20	40	20	40	72			
BSP 180	180	5	40	30	40	30	40	81			
BSP 200	200	5	40	40	40	40	40	90			
BSP 200	200	7s / 7ss	30	30	30	20	30	30	30		90
BSP 210	210	7s / 7ss	30	30	30	30	30	30	30		95
BSP 220	220	7s / 7ss	40	40	20	20	20	40	40		99
BSP 240	240	7s / 7ss	40	40	20	40	20	40	40		108
BSP 260	260	7s / 7ss	40	40	30	40	30	40	40		117
BSP 280	280	7s / 7ss	40	40	40	40	40	40	40	126	
BSP 300	300	8s / 8ss	40	40	30	40 + 40	30	40	40	135	
BSP 320	320	8s / 8ss	40	40	40	40 + 40	40	40	40	144	

Due to the density's natural variability, the quantified masses may vary up to ±15%.

ss: outer layers consist of 2 longitudinal layers (!)

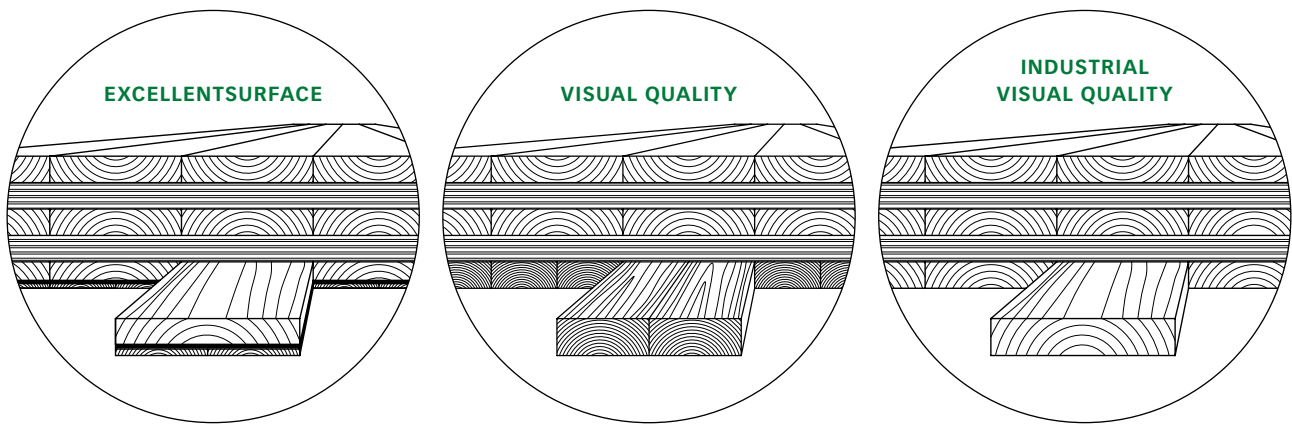
BSP 60 mm and other panel thicknesses or special lay-ups on request.



CROSS LAMINATED TIMBER

QUALITY DESCRIPTION

CHARACTERISTICS	EXCELLENT SURFACE	VISUAL QUALITY
Description	Consists of finger-jointed lamellas, whereby the cover lamellas have a special lay-up including a cross layer. Wood grain and texture result in a very homogeneous appearance. Appearance of gaps is remarkably lessened. Repairs through wood patches are permitted.	Consists of finger-jointed lamellas of one wood species, which have a homogeneous appearance in texture and grain. Field of use: exposed floors in the luxury market. Growth-related features occur in reduced form. Non-conforming growth-related features may be repaired through wood patches.
Wood species for the cover layer	On request, various soft- and hardwood species are available.	On request, spruce, larch, pine, fir and hardwood.
Surface	Sanded	Sanded
Gap width on delivery	Up to maximum of 1 mm	Up to maximum of 1 mm
Knots	Sound knots, isolated black branches are permitted, edge knots and falling knots of up to 10 mm are permitted	Sound knots, isolated black branches are permitted, edge knots and falling knots of up to 15 mm are permitted
Pitch pockets	Pitch pockets are permitted up to 3 mm x 50 mm (or the equivalent in mm ²).	Pitch pockets are permitted up to 5 mm x 70 mm (or the equivalent in mm ²).
Patches	Permitted	Permitted
Blue stains and red stripes	Slight discolorations beneath 5% are permissible, which are predominantly balanced out.	Slight discolorations of 5% of the surface area are permissible.
Insect infestations	Not permissible	Not permissible
Piths	Permitted	Permitted
Ingrown bark	Widely free from ingrown bark	Permitted
Cracks	A crack width up to 1 mm is permissible	A crack width up to 2 mm is permissible
Compression wood	Predominantly balanced out	Up to 40% of the surface area
Soft rots	Not permissible	Not permissible
Mistletoe	Not permissible	Not permissible
Moisture content	maximum 10% ±2%	maximum 10% ±2%
Board thicknesses	Specific lay-up of the cover lamella	19 to 45 mm
Board widths	80 mm to 200 mm; only boards with identical widths are used in the cover layer.	80 mm to 200 mm; only boards with identical widths are used in the cover layer.
Type of cutting	The cut is heartwood-free	Centre boards
Scope of application	The specified surface qualities are only valid for the outer layer(s), and thus not applicable for the cross-laminated timber's narrow faces. The indicated surface qualities are valid upon delivery. Crack and gap formation may occur in use, in particular at extreme climatic conditions.	
Sanded surface	The surfaces are sanded or calibrated up to a panel width of 3.20 m, or a panel thickness of 30 cm. In dependence of the panel format or on the cover layer's orientation the element may be sanded perpendicular to grain direction.	
Edge bonding	Edge-wise gluing of the boards of the longitudinal cover layer on request.	



CHARACTERISTICS	INDUSTRIAL VISUAL QUALITY	INDUSTRIAL QUALITY
Description	Surfaces are composed by one wood species; colour differences, wood grain and texture are categorically less relevant. Use as a surface for industrial hall constructions. Non-conforming growth-related features may be repaired with wood patches. Quality possible on request.	No visual requirements at all; the surface is assumed being covered with additional materials. Various wood species are possible for cover layer.
Wood species for the cover layer	Spruce/fir, pine	Spruce/fir, pine
Surface	Sanded	Calibrated
Gap width on delivery	Up to maximum of 2 mm	Up to maximum of 3 mm
Knots	Ingrown, black knots up to 20 mm diameter permissible, broken-off edge knots and falling-out knots up to 25 mm permissible.	Restrictions are in accordance to the corresponding strength grading
Pitch pockets	Pitch pockets are permitted up to 6 mm x 80 mm (or the equivalent in mm ²)	No restrictions
Patches	Permitted	Permitted
Blue stains and red stripes	Discolorations of up to 10% of the surface are permitted	No restrictions
Insect infestations	Not permissible	Worm grooves of up to 2 mm of diameter are permissible
Bark pockets	Permitted if isolated	Permitted
Piths	Permitted	Permitted
Cracks	A cracks width up to 3 mm permissible	Restrictions are in accordance to the corresponding strength grading
Compression wood, Beech wood	Restrictions are in accordance to the corresponding strength grading	Restrictions are in accordance to the corresponding strength grading
Soft rots	Not permissible	Not permissible
Mistletoe	Not permissible	Not permissible
Moisture content	Maximum 12% ±2%	Maximum 12% ±2%
Board thicknesses	19 to 45 mm	19 to 45 mm
Board widths	80 mm to 240 mm; boards with varying widths in one layer are possible.	80 mm to 280 mm; boards with varying widths in one layer are possible.
Type of cutting	No restrictions	No restrictions
Scope of application	The specified surface are only valid for the outer layer(s), and thus not applicable for the cross laminated timber's narrow faces. The indicated surface qualities are valid upon delivery. Crack and gap formation may occur in use, in particular at extreme climatic conditions.	
Sanded surface	The surfaces are sanded or calibrated up to a panel width of 3.20 m, or a panel thickness of 30 cm. In dependence of the panel format or on the outer layer's orientation the element may be sanded perpendicular to grain direction.	
Edge bonding	On request, the outer lamellas can also be edge bonded	



HASSLACHER
NORICA TIMBER

From **wood** to **wonders**.

GLUED LAMINATED TIMBER

THE ENGINEERED TIMBER BEAM.

GLUED LAMINATED TIMBER OVERVIEW

PRODUCT STANDARD/CERTIFICATION

EN 14080

SURFACE QUALITIES

Visual quality
Industrial quality

CROSS SECTIONS

Heights: 80 to 1,280 mm in 40 mm steps
Special components up to 4,000 mm are possible
Widths: 80 mm to 280 mm in 20 mm steps
Any desired extension is possible through block bonding
Lengths: up to 27 m; or up to 42 m as special components

STRENGTH CLASSES

GL24h GL24c up to a beam width of 280 mm
GL28h GL28c up to a beam width of 280 mm
GL30h GL30c up to a beam width of 240 mm
GL32h GL32c up to a beam width of 200 mm
Other strength classes available on request

WOOD SPECIES

- + Spruce/fir
- + Larch
- + Pine
- + Other wood species on request

CERTIFICATION

The current certificates are available in the download area of our website at [HASSLACHER.COM](https://www.hasslacher.com).

SUSTAINABILITY

The HASSLACHER Group stands for a careful use of wood as a resource. Our raw materials come from sustainable and controlled forestry. Our locations are certified according to the strict PEFC™ standards.



QUALITY DESCRIPTION

CHARACTERISTICS	VISUAL QUALITY	INDUSTRY QUALITY
General	Optimised for a visible use, e.g. as visible rafters and beams for carports and upscale residential areas. All knots are sound knots and knotholes are patched. The occurrence of blue stains, red stripes and/or pitch pockets is minimised. The cracks are minimised and hardly any heart centre is present due to core-free cutting. A homogeneous appearance is aspired.	Optimised for a nonvisual use. Discolorations such as blue stain, nail-proof brown and/or red stripes are permitted. Fallen-out knots and pitch pockets may casually occur. For loadbearing and non-loadbearing use in engineered timber structures with lower aesthetic requirements.
Black knots	Permitted, provided that they do not fall out	Permitted
Falling knots	Permitted up to approximately 20 mm, sound knots are permitted	Permitted
Wane	Not permitted	Not permitted
Rotten areas	Not permitted	Not permitted
Pith	Permitted	Permitted
Pitch pockets	Permitted up to approximately 5 x 50 mm, larger pockets must be patched	Permitted
Insect infestations	Not permitted	Permitted up to a diameter of 2 mm
Red stripes	Up to approximately 5% of the surface	Permitted
Blue stain	Up to approximately 5% of the surface	Permitted
Planing quality	Rough areas are not permitted. Planer marks up to a length of 10 mm and a depth of 1 mm are permitted	Rough areas and planer marks are permitted
Cracks	Permitted up to a depth of 1/6 of the component width (per side); as long as the required static loadbearing capacity is not impaired	Permitted up to a depth of 1/6 of the component width (per side); as long as the required static loadbearing capacity is not impaired
Scope of validity	The specified surface qualities are valid at time of delivery.	

GLUED LAMINATED TIMBER

STRAIGHT BEAMS

STANDARD PACKING UNITS

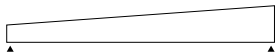
PACKAGING UNITS

Height in mm	t	m³	t	m³	t	m³	t	m³	t	m³	t	m³	t	m³	t	m³
	unit	cm	unit	cm	unit	cm	unit	cm	unit	cm	unit	cm	unit	cm	unit	cm
1,280	2.5	5.5	3.1	6.9	1.9	4.1	2.2	4.8	1.2	2.8	1.4	3.1	1.6	3.5	1.9	4.1
	4	128 x 32	4	128 x 40	2	128 x 24	2	128 x 28	1	128 x 16	1	128 x 18	1	128 x 20	1	128 x 24
1,240	2.4	5.4	3.0	6.7	1.8	4.0	2.1	4.7	2.4	5.4	1.4	3.0	1.5	3.3	1.8	4.0
	4	124 x 32	4	124 x 40	2	124 x 24	2	124 x 28	2	124 x 32	1	124 x 18	1	124 x 20	1	124 x 24
1,200	2.3	5.2	2.9	6.5	1.7	3.9	2.0	4.5	2.3	5.2	1.3	2.9	1.5	3.2	1.7	3.9
	4	120 x 32	4	120 x 40	2	120 x 24	2	120 x 28	2	120 x 32	1	120 x 18	1	120 x 20	1	120 x 24
1,160	2.3	5.0	2.8	6.3	1.7	3.8	2.0	4.4	2.3	5.0	1.3	2.8	1.4	3.1	1.7	3.8
	4	116 x 32	4	116 x 40	2	116 x 24	2	116 x 28	2	116 x 32	1	116 x 18	1	116 x 20	1	116 x 24
1,120	2.2	4.8	2.7	6.0	1.6	3.6	1.9	4.2	2.2	4.8	2.4	5.4	1.4	3.0	1.6	3.6
	4	112 x 32	4	112 x 40	2	112 x 24	2	112 x 28	2	112 x 32	2	112 x 36	1	112 x 20	1	112 x 24
1,080	2.1	4.7	2.6	5.8	1.6	3.5	1.8	4.1	2.1	4.7	2.4	5.2	1.3	2.9	1.6	3.5
	4	108 x 32	4	108 x 40	2	108 x 24	2	108 x 28	2	108 x 32	2	108 x 36	1	108 x 20	1	108 x 24
1,040	2.0	4.5	2.5	5.6	1.5	3.4	1.8	3.9	2.0	4.5	2.3	5.1	1.3	2.8	1.5	3.4
	4	104 x 32	4	104 x 40	2	104 x 24	2	104 x 28	2	104 x 32	2	104 x 36	1	104 x 20	1	104 x 24
1,000	1.9	4.3	2.4	5.4	1.5	3.2	1.7	3.8	1.9	4.3	2.2	4.9	2.4	5.4	2.9	6.5
	4	100 x 32	4	100 x 40	2	100 x 24	2	100 x 28	2	100 x 32	2	100 x 36	2	100 x 40	2	100 x 48
960	1.9	4.1	2.3	5.2	1.4	3.1	1.6	3.6	1.9	4.1	2.1	4.7	2.3	5.2	2.8	6.2
	4	96 x 32	4	96 x 40	2	96 x 24	2	96 x 28	2	96 x 32	2	96 x 36	2	96 x 40	2	96 x 48
920	1.8	4.0	2.2	5.0	1.3	3.0	1.6	3.5	1.8	4.0	2.0	4.5	2.2	5.0	2.7	6.0
	4	92 x 32	4	92 x 40	2	92 x 24	2	92 x 28	2	92 x 32	2	92 x 36	2	92 x 40	2	92 x 48
880	1.7	3.8	2.1	4.8	1.3	2.9	1.5	3.3	1.7	3.8	1.9	4.3	2.1	4.8	2.6	5.7
	4	88 x 32	4	88 x 40	2	88 x 24	2	88 x 28	2	88 x 32	2	88 x 36	2	88 x 40	2	88 x 48
840	1.6	3.6	2.0	4.5	1.2	2.7	1.4	3.2	1.6	3.6	1.8	4.1	2.0	4.5	2.4	5.4
	4	84 x 32	4	84 x 40	2	84 x 24	2	84 x 28	2	84 x 32	2	84 x 36	2	84 x 40	2	84 x 48
800	1.6	3.5	1.9	4.3	1.2	2.6	1.4	3.0	1.6	3.5	1.7	3.9	1.9	4.3	2.3	5.2
	4	80 x 32	4	80 x 40	2	80 x 24	2	80 x 28	2	80 x 32	2	80 x 36	2	80 x 40	2	80 x 48
760	1.5	3.3	1.8	4.1	1.1	2.5	1.3	2.9	1.5	3.3	1.7	3.7	1.8	4.1	2.2	4.9
	4	76 x 32	4	76 x 40	2	76 x 24	2	76 x 28	2	76 x 32	2	76 x 36	2	76 x 40	2	76 x 48
720	1.4	3.1	1.7	3.9	1.0	2.3	1.2	2.7	1.4	3.1	1.6	3.5	1.7	3.9	2.1	4.7
	4	72 x 32	4	72 x 40	2	72 x 24	2	72 x 28	2	72 x 32	2	72 x 36	2	72 x 40	2	72 x 48
680	1.3	2.9	1.7	3.7	1.0	2.2	1.2	2.6	1.3	2.9	1.5	3.3	1.7	3.7	2.0	4.4
	4	68 x 32	4	68 x 40	2	68 x 24	2	68 x 28	2	68 x 32	2	68 x 36	2	68 x 40	2	68 x 48
640	1.2	2.8	1.6	3.5	0.9	2.1	1.1	2.4	1.2	2.8	1.4	3.1	1.6	3.5	1.9	4.1
	4	64 x 32	4	64 x 40	2	64 x 24	2	64 x 28	2	64 x 32	2	64 x 36	2	64 x 40	2	64 x 48
600	2.3	5.2	2.9	6.5	1.7	3.9	2.0	4.5	2.3	5.2	2.6	5.8	2.9	6.5	3.5	7.8
	8	120 x 32	8	120 x 40	4	120 x 24	4	120 x 28	4	120 x 32	4	120 x 36	4	120 x 40	4	120 x 48
560	2.2	4.8	2.7	6.0	1.6	3.6	1.9	4.2	2.2	4.8	2.4	5.4	2.7	6.0	3.3	7.3
	8	112 x 32	8	112 x 40	4	112 x 24	4	112 x 28	4	112 x 32	4	112 x 36	4	112 x 40	4	112 x 48
520	2.0	4.5	2.5	5.6	1.5	3.4	1.8	3.9	2.0	4.5	2.3	5.1	2.5	5.6	3.0	6.7
	8	104 x 32	8	104 x 40	4	104 x 24	4	104 x 28	4	104 x 32	4	104 x 36	4	104 x 40	4	104 x 48
480	1.9	4.1	2.3	5.2	1.4	3.1	1.6	3.6	1.9	4.1	2.1	4.7	2.3	5.2	2.8	6.2
	8	96 x 32	8	96 x 40	4	96 x 24	4	96 x 28	4	96 x 32	4	96 x 36	4	96 x 40	4	96 x 48
440	1.7	3.8	2.1	4.8	1.3	2.9	1.5	3.3	1.7	3.8	1.9	4.3	2.1	4.8	2.6	5.7
	8	88 x 32	8	88 x 40	4	88 x 24	4	88 x 28	4	88 x 32	4	88 x 36	4	88 x 40	4	88 x 48
400	2.3	5.2	2.9	6.5	1.7	3.9	2.0	4.5	2.3	5.2	2.6	5.8	2.9	6.5	3.5	7.8
	12	120 x 32	12	120 x 40	6	120 x 24	6	120 x 28	6	120 x 32	6	120 x 36	6	120 x 40	6	120 x 48
360	2.1	4.7	2.6	5.8	1.6	3.5	1.8	4.1	2.1	4.7	2.4	5.2	2.6	5.8	3.1	7.0
	12	108 x 32	12	108 x 40	6	108 x 24	6	108 x 28	6	108 x 32	6	108 x 36	6	108 x 40	6	108 x 48
320	1.9	4.1	2.3	5.2	1.4	3.1	1.6	3.6	1.9	4.1	2.1	4.7	2.3	5.2	2.8	6.2
	12	96 x 32	12	96 x 40	6	96 x 24	6	96 x 28	6	96 x 32	6	96 x 36	6	96 x 40	6	96 x 48
280	2.2	4.8	2.7	6.0	1.6	3.6	1.9	4.2	2.2	4.8	2.4	5.4	2.7	6.0	1.6	7.3
	16	112 x 32	16	112 x 40	8	112 x 24	8	112 x 28	8	112 x 32	8	112 x 36	8	112 x 40	8	112 x 48
240	2.3	5.2	2.9	6.5	1.7	3.9	2.0	4.5	2.3	5.2	2.6	5.8	2.9	6.5	3.5	7.8
	20	120 x 32	20	120 x 40	10	120 x 24	10	120 x 28	10	120 x 32	10	120 x 36	10	120 x 40	10	120 x 48
200	2.3	5.2	2.9	6.5	1.7	3.9	2.0	4.5	2.3	5.2	2.6	5.8	2.9	6.5		
	24	120 x 32	24	120 x 40	12	120 x 24	12	120 x 28	12	120 x 32	12	120 x 36	12	120 x 40		
160	2.2	4.8	2.7	6.0	1.6	3.6	1.9	4.2	2.2	4.8						
	28	112 x 32	28	112 x 40	14	112 x 24	14	112 x 28	14	112 x 32						
120	2.3	5.2	2.9	6.5	1.7	3.9										
	40	120 x 32	40	120 x 40	20	120 x 24										
Width in mm	80		100		120		140		160		180		200		240	

260 mm and 280 mm widths are available on request. Can be expanded by block bonding if desired. Heights up to 4.000 mm are possible

SPECIAL COMPONENTS

PRODUCT PORTFOLIO



SINGLE TAPERED BEAMS

Beam length:	up to 40 m
Width:	80 to 280 mm
Block bonding:	>280 mm possible on request
Heights:	up to 4,000 mm



CURVED BEAMS OR PRE-CAMBERED PARALLEL BEAMS

Beam length:	up to 40 m
Width:	80 to 280 mm
Block bonding:	>280 mm possible on request
Heights:	up to 4,000 mm



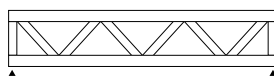
DOUBLE-TAPERED OR PITCHED CAMBERED BEAMS

Beam length:	up to 40 m
Width:	80 to 280 mm
Block bonding:	>280 mm possible on request
Heights:	up to 4,000 mm



FISH BEAMS

Beam length:	up to 40 m
Width:	80 to 280 mm
Block bonding:	>280 mm possible on request
Heights:	up to 4,000 mm



TRUSSED GIRDERS

Span lengths:	>40 m
Width:	80 to 280 mm
Block bonding:	>280 mm possible on request
Heights:	>4,000 mm are possible



FREE FORMS

Lengths:	up to 40 m
Widths:	up to 280 mm
Block bonding:	>280 mm possible on request
Heights:	up to 4,000 mm

GLUED LAMINATED TIMBER FURTHER PROCESSING

ADVANTAGES

- ⊕ High precision with an optimal material utilization
- ⊕ Versatile machining options due to modern technology
- ⊕ Ongoing development through regular and continuous quality control
- ⊕ Professional support during the planning phase
- ⊕ Consultation and services provided by qualified master carpenters
- ⊕ Rapid and cost-efficient assembly on the construction site thanks to a high level of prefabrication

FURTHER PROCESSING – SPECIAL COMPONENTS

Portal Machining Centre		CMS Hermagor	MAKA BC 570 Kleinheubach
Component dimensions and axes.	X-axis (longitudinal direction) Y-axis (transverse direction) Z-axis (vertical stroke) C-axis (rotation) B-axis (panning)	42 m 5.80 m 1.25 m 360° ± 110°	35 m or 41 m up to 4.80 m uo to 1.60 m 360° ± 105°
Precision		±2 mm to 40 m length	±2 mm to 40 m length
Spindle speed		Continuously variable from 0 to 10,000 rpm	Continuously variable from 0 to 12,000 rpm
CNC controller		NUM 1,060W	BWO 920
Online program transfer		CAD/CNC-Working Space	NC Codes from the CNC- Production Control
workpiece measurement		Renishaw - Services	no services available
workpiece positioning		Supported by laser	Supported by laser
Automatic changing of tools		Circular magazine with 16 tools Rotary magazine with 2 saw blades max. 750mm	20 tools saw blade max. 800mm
workpiece fixation		using vacuum working blocks and single vacuum units	using flexible vacuum units and hydraulic clamp cylinders.
Import formats		*.btl Direct control of the portal system	by NC - Codes generated by post - processors. AlphaCam: CAD-Import: Acis, dwg, dxf, IGES, Inventor, Rhino, Step LignoCam: *.btl-Files

EDV-Schnittstellen | Importformate

2D/3D-DXF (*.dxf) | 2D/3D DWG (*.dwg) | ACIS (*.sat) | Inventor (*.ipt) (*.iam) (*.3ds) (*.fbx) (*.jt) (*.mwf) (*.dgn) IFC (*.ifc) | STEP (*.stp) (*.ste) (*.step) | DSTV (*.stp) | cadwork (*.2d) und (*.3d)

FURTHER PROCESSING – MACHINING CAPABILITIES

5-axis CNC machining	Hundegger K3 5-axis 900, Hundegger K2i 5-axis 900 and Hundegger Robot 1,280
6-axis CNC machining	Hundegger K2-Industry 1,280 and Hundegger Robot 1,250
Component dimensions	Length: up to 27 m Height: up to 1,280 mm Width: up to 280 mm

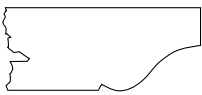
IT Interfaces | Import Formats

- (1) *.bvn, *.bvx | Direct control of the systems
- (2) From SEMA 3D, Dietrich's 3D-CAD/CAM and cadwork *.bvn, *.bvx files are created.
- (3) 2D/3D *.dxf, *.dwg, *.sat (ACIS) files can be converted into machine files at an extra charge.

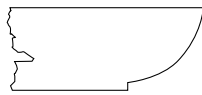
FURTHER PROCESSING – POSSIBILITIES AND EXAMPLES

RAFTER AND PURLIN PROFILES

Profile 1



Profile 2



Profile 3



Profile 4




Profile 5



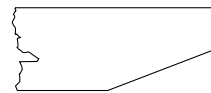
Profile 6



Profile 7

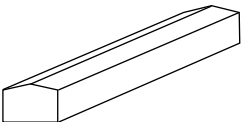


Profile 8

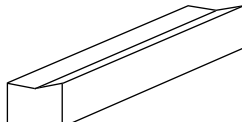


IVALLEY AND HIP RAFTER

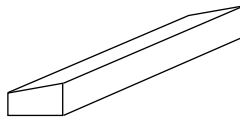
Hip rafters



Valley rafters

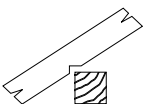


Tapered form

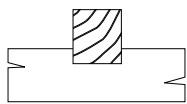


CARPENTRY JOINTS

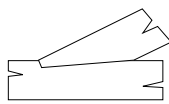
Rafter notch



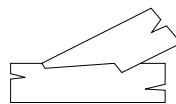
Cross cogging



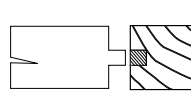
Stepped joint



Double stepped joint



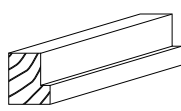
Tenon



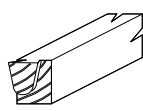
Forked support



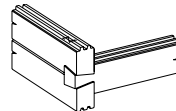
Rebate



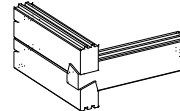
Dovetail joint



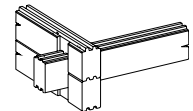
"Tiroler Schloss"
corner joint



Dovetail



Log house





HASSLACHER
NORICA TIMBER

From **wood** to **wonders**.

GLUED LAMINATED TIMBER FLOOR SYSTEM

THE HIGH-PERFORMANCE FLOOR SYSTEM.

GLUED LAMINATED TIMBER FLOOR SYSTEM OVERVIEW

PRODUCT STANDARD/CERTIFICATION

- ⊕ EN 14080
- ⊕ German national technical approval Z-9.1-814

SURFACE QUALITIES

Visual quality
Industrial quality

CROSS SECTIONS

Heights: 60 to 280 mm in 20 mm steps
Widths: 400 mm to 1,280 mm (steps depend on the width of the used raw lamellas)
Lengths: up to 27 m

POST-PROCESSING

possible up to 1,280 mm

STRENGTH CLASSES

GL24h, GL28h in accordance to EN 14080
C24 acc. to Z-9.1-814
(higher strength classes are available on request)

WOOD SPECIES

- ⊕ Spruce/fir
- ⊕ Other wood species on request

CERTIFICATION

The current certificates are available in the download area of our website at [HASSLACHER.COM](https://www.hasslacher.com).

SUSTAINABILITY

The HASSLACHER Group stands for a careful use of wood as a resource. Our raw materials come from sustainable and controlled forestry. Our locations are certified according to the strict PEFC™ standards.



QUALITY DESCRIPTION

CHARACTERISTICS	VISUAL QUALITY	INDUSTRIAL QUALITY
General	Optimised for a visible use, e.g. as visible rafters and beams for carports and upscale residential areas. All knots are sound knots and knotholes are patched. The occurrence of discolorations such as blue stains, red stripes and/or pitch pockets is minimised. The cracks are minimised and hardly any heart centre is present due to core-free cutting. A homogeneous appearance is aspired.	Optimised for a nonvisual used, e.g. for industrial and production buildings, farming buildings and roof structures, which are subsequently covered by planks. Discolorations such as brownness (nail-holding), blue stain, and/or red stripes are permitted. Fallen-out knots and pitch pockets may casually occur.
Lamella thickness	Up to 40 mm	Up to 80 mm
Black knots	Permitted, as long as they don't fall out	Permitted
Fallen-out knots	Permitted up to approximately 20 mm, sound knots are permitted	Permitted, the size depends on the strength classes
Wane	Not permitted	Permitted
Rotten areas	Not permitted	Not permitted
Pitch pockets	Permitted up to approximately 5 x 50 mm, larger pockets must be patched	Permitted
Insect infestation	Not permitted	Permitted up to a diameter of 2 mm
Discoloration	Up to approximately 5% of the surface	Permitted
Planing quality	Rough areas are not permitted. Planer marks up to a length of 10 mm and a depth of 1 mm are permitted	Rough areas and planer marks are permitted
Cracks	Permitted up to a depth of 1/6th of the component width (per side). The required static load carrying capacity must not be impaired.	Permitted up to a depth of 1/6th of the component width (per side). The required static load carrying capacity must not be impaired.
Scope of validity	The specified surface qualities are valid at time of delivery.	
Information	In case of a low wood equilibrium moisture content, a corresponding gap formation between the individual elements has to be expected. In case of a high wood equilibrium moisture content, the elements can swell perpendicular to the layers' fibre direction.	

GLUED LAMINATED TIMBER FLOOR SYSTEM DESIGN AND ACOUSTIC ELEMENTS



AREAS OF USE

- ⊕ Offices and public buildings
- ⊕ Schools and kindergartens
- ⊕ Gyms
- ⊕ Auditoriums and rehearsal rooms

ADVANTAGES

- ⊕ Visually appealing interior architecture
- ⊕ Enhancement of room acoustics
- ⊕ Fast and easy assembly

SURFACE QUALITIES

Visual quality
Industrial quality

CROSS SECTIONS

Thicknesses: 80 mm to 280 mm in 20 mm steps
Widths: 200 to 1,200 mm in 40 mm steps
Lengths: up to 27 m

STRENGTH CLASSES

GL24h, GL28h in accordance to EN 14080
Higher strength classes are available on request

DEGREE OF OPENNESS

Approximately 20% of the visible surface

SOUND ABSORPTION COEFFICIENT

$\alpha_w = 0.10$

JOINT FORMATION

TONGUE AND GROOVE

Element pattern

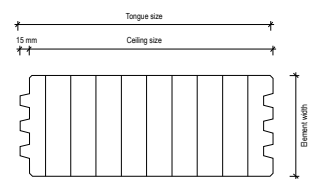
Element thickness: in 20 mm steps
 Element width: in 40 mm steps
 Net width = tongue size – 15 mm
 Possible length up to 27 m

Thickness

60, 80 mm
 100, 120, 140 mm
 160, 180 mm
 200, 220, 240 mm
 260, 280 mm

Tongue and Groove

1 Tongue and groove
 2 Tongue and grooves
 3 Tongue and grooves
 4 Tongue and grooves
 5 Tongue and grooves



TONGUE AND GROOVE, INCLUDING LONGITUDINAL REBATE

Element pattern

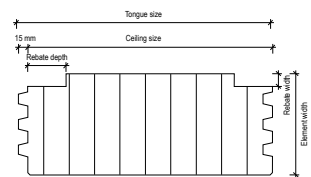
Element thickness: in 20 mm steps
 Element width: in 40 mm steps
 Net width = tongue size – 15 mm
 Possible length up to 27 m

Thickness

60, 80 mm
 100, 120, 140 mm
 160, 180 mm
 200, 220, 240 mm

Tongue and Groove

1 Tongue and groove
 2 Tongue and grooves
 3 Tongue and grooves
 4 Tongue and grooves



Rebate: depth: 60 mm, width: 20 mm

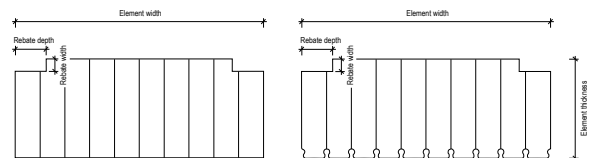
LONGITUDINAL REBATE

Element pattern

Element thickness: in 20 mm steps
 Element width: in 40 mm steps
 Net width = finished size
 Possible length up to 27 m

Rebate

Depth: 50 mm
 Width: 20 mm



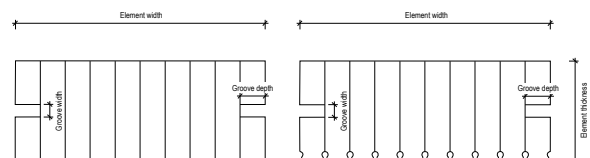
SINGLE GROOVE WITH LOOSE TONGUE

Element pattern

Element thickness: in 20 mm steps
 Element width: in 40 mm steps
 Net width = finished size
 Possible length up to 27 m

Rebate

Depth: 40 mm
 Width: 20 mm



LONGITUDINAL REBATE WITH SINGLE GROOVE AND LOOSE TONGUE

Element pattern

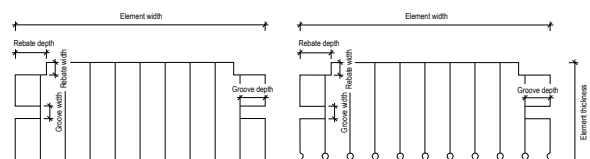
Element thickness: in 20 mm steps
 Element width: in 40 mm steps
 Net width = finished size
 Possible length up to 27 m

Rebate

Depth: 50 mm
 Width: 20 mm

Groove

Depth: 40 mm
 Width: 20 mm





HASSLACHER
NORICA TIMBER

From **wood** to **wonders**.

GLUED SOLID TIMBER DUO/TRIO

THE DIMENSIONALLY STABLE AESTHETE.

GLUED SOLID TIMBER DUO/TRIO OVERVIEW



PRODUCT STANDARD/CERTIFICATION

EN 14080

SURFACE QUALITIES

Visual quality
Industrial quality

CROSS SECTIONS

Heights: 100 to 240 mm
Widths: DUO: 80 to 160 mm in 20 mm steps
TRIO: 180 to 240 mm in 20 mm steps
Lengths: Standard length: 13.5 m
Special lengths: from 4 m up to 16 m
Other cross sections are available on request

STRENGTH CLASSES

C24
C30 (on request)

WOOD SPECIES

- ⊕ Spruce
- ⊕ Other types of wood on request

CERTIFICATION

The current certificates are available in the download area of our website at [HASSLACHER.COM](https://www.hasslacher.com).

SUSTAINABILITY

The HASSLACHER Group stands for a careful use of wood as a resource. Our raw materials come from sustainable and controlled forestry. Our locations are certified according to the strict PEFC™ standards.



QUALITY DESCRIPTION

CHARACTERISTICS	VISUAL QUALITY	INDUSTRIAL QUALITY
General	Optimised for a visible use, e.g. as visible rafters and beams for carports and upscale residential areas. All knots are sound knots and knotholes are patched. The occurrence of discolorations such as blue stains, red stripes and/or pitch pockets is minimised. The cracks are minimised and hardly any heart centre is present due to core-free cutting. A homogeneous appearance is aspired.	Optimised for a nonvisual use. Discolorations such as blue stain, nail-proof brown and/or red stripes are permitted. Fallen-out knots and pitch pockets may casually occur. For loadbearing and non-loadbearing use in engineered timber structures with lower aesthetic requirements.
Black knots	Healthy knots	Permitted
Falling knots	Permitted up to approximately 20 mm, sound knots are permitted	Permitted
Pith	Lamellas are free of pith	Permitted
Wane	Not permitted	Not permitted
Rotten areas	Not permitted	Not permitted
Pitch pockets	Permitted up to approximately 5 x 50 mm, larger pockets must be patched	Permitted
Insect infestations	Not permitted	Permitted up to a diameter of 2 mm
Red stripes	Up to approximately 5% of the surface	Permitted
Blue stain	Up to approximately 5% of the surface	Permitted
Planing quality	Rough areas are not permitted. Planer marks up to a length of 10 mm and a depth of 1 mm are permitted	Rough areas and planer marks are permitted
Cracks	Depth: up to 50% of the component width Crack width: max. 3 mm Crack length: no restrictions	Depth: up to 50% of the component width Crack width: no restriction Crack length: no restriction
Scope of validity	The specified surface qualities are valid at time of delivery.	

GLUED SOLID TIMBER DUO/TRIO PRODUCT PORTFOLIO

GLUED SOLID TIMBER – PACKAGE UNITS

Height in mm	t	m³	t	m³	t	m³	t	m³	t	m³	t	m³	t	m³
Max.	unit	cm	unit	cm	unit	cm	unit	cm	unit	cm	unit	cm	unit	cm
240	2.2	4.99	2.7	6.24	1.6	3.74	1.9	4.37	2.2	4.99	2.5	5.62	2.7	6.24
	20	120 x 32	20	120 x 40	10	120 x 24	10	120 x 28	10	120 x 32	10	120 x 36	10	120 x 40
220	2	4.58	2.5	5.72	1.5	3.43	1.8	4			2.3	5.15	2.5	5.72
	20	110 x 32	20	110 x 40	10	110 x 24	10	110 x 28			10	110 x 36	10	110 x 40
200	2.2	4.99	2.7	6.24	1.6	3.74	1.9	4.37	2.2	4.99	2.5	5.62	2.7	6.24
	24	120 x 32	24	120 x 40	12	120 x 24	12	120 x 28	12	120 x 32	12	120 x 36	12	120 x 40
180	2	4.49	2.5	5.62	1.5	3.37	1.7	3.93			2.2	5.05		
	24	108 x 32	24	108 x 40	12	108 x 24	12	108 x 28			12	108 x 36		
160	2.1	4.66	2.6	5.82	1.5	3.49			2.1	4.66				
	28	112 x 32	28	112 x 40	14	112 x 24			14	112 x 32				
140	1.5	3.49	1.9	4.37			1.8	4.08						
	24	112 x 24	24	112 x 30			16	112 x 28						
120	2.2	4.99			1.6	3.75								
	40	120 x 32			20	120 x 24								
100	1.8	4.16												
	40	110 x 32												
Width in mm	80 DUO		100 DUO		120 DUO		140 DUO		160 DUO		180 TRIO		200 TRIO	

LOG HOUSE PROFILE

Net size = nominal size – 15 mm

Tongue and groove joint

Thickness	80 mm	100–140 mm	160–180 mm	200–240 mm
Connection type	1 tongue-and-groove-joint	2 tongue-and-groove-joints	3 tongue-and-groove-joints	4 tongue-and-groove-joints



HASSLACHER
NORICA TIMBER

From **wood** to **wonders**.

STRUCTURAL FINGER JOINTED SOLID TIMBER & GLT[®]

THE BEAM WITH THE CHARACTER OF SOLID TIMBER.

STRUCTURAL FINGER JOINTED SOLID TIMBER & GLT®

OVERVIEW

PRODUCT STANDARD/CERTIFICATION

- ⊕ EN 15497
- ⊕ ETA-13/0644

TENSILE TEST

- ⊕ ON B 4125
- ⊕ ETA-13/0644

SURFACE QUALITIES

Visual quality
Industrial quality

MAXIMUM CROSS SECTIONS

Heights: 60 to 300 mm in 20 mm steps
Widths: 50 mm to 160 mm in 20 mm steps
Lengths: Standard 13 m
Specific lengths from 2.5 m to 18.0 m are possible

STRENGTH CLASSES

C24, C24M

WOOD SPECIES

- ⊕ Spruce/Fir
- ⊕ Pine

CERTIFICATION

The current certificates are available in the download area of our website at [HASSLACHER.COM](https://www.hasslacher.com).

SUSTAINABILITY

The HASSLACHER Group stands for a careful use of wood as a resource. Our raw materials come from sustainable and controlled forestry. Our locations are certified according to the strict PEFC™ standards.



CERTIFIED GLT[®] – GLUED LAMINATED TIMBER BEAMS

TRIPLE SECURITY

Only the best can stand the test!
Each individual GLT[®] as well as its finger joint connections are tested under extreme conditions.

SAFETY STEP 1: QUALITY GRADING

Specifically selected and certified sawn timber is produced in our sawmill, where it is technically dried and carefully pre-graded by our specialists.

SAFETY STEP 2: HIGH-TECH STRENGTH GRADING

Using state-of-the-art X-ray and laser technology, strength-relevant wood defects are detected and eliminated without any compromise.

SAFETY STEP 3: PATENTED TENSILE TEST

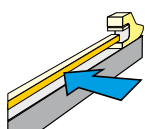
In common, the strength of loadbearing components is only monitored on a random basis – not in case of GLT[®]. Here, each individual GLT[®] beam, without exception, is subjected to the patented tensile test procedure according to ÖNORM B 4125, thus ensuring a complete level of quality.

ADVANTAGES

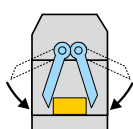
- + Safety in the finger joints' loadbearing behaviour
- + Safety in the grading process
- + The same design as glued laminated timber
- + Up to 20% of material savings if compared to conventional solid construction timber
- + Up to 15% in cost savings if compared to glued laminated timber



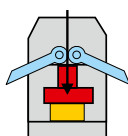
TENSILE TEST PROCEDURE ACCORDING TO ÖNORM B 4125



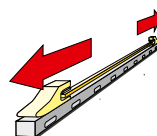
Entry



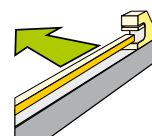
Centring



Clamping



Tensile testing



Exit

STRUCTURAL FINGER JOINTED SOLID TIMBER & GLT®

PRODUCT PORTFOLIO

SPRUCE/FIR – AVAILABLE CROSS SECTIONS AND PACKAGE UNITS

Height in mm	t		m³		t		m³		t		m³		t		m³	
	unit	cm	unit	cm	unit	cm	unit	cm	unit	cm	unit	cm	unit	cm	unit	cm
300			2.5	5.62	2.8	6.24	2.8	6.24								
			24	120 x 36	20	120 x 40	16	120 x 40								
280			2.4	5.24	2.6	5.82	2.6	5.82	2.4	5.24						
			24	112 x 36	20	112 x 40	16	112 x 40	12	112 x 36						
260			2.2	4.87	2.4	5.41	2.4	5.41								
			24	104 x 36	20	104 x 40	16	104 x 40								
240			2.0	4.49	2.2	4.99	2.2	4.99	2.0	4.49	2.4	5.24	2.2	4.99		
			24	96 x 36	20	96 x 40	16	96 x 40	12	96 x 36	12	96 x 42	10	96 x 48		
220			2.3	5.15	2.6	5.72	2.6	5.72	2.3	5.15	2.7	6.01				
			30	110 x 36	25	110 x 40	20	110 x 40	15	110 x 36	15	110 x 42				
200	2.0	4.55	2.1	4.68	2.3	5.20	2.3	5.20	2.1	4.68	2.5	5.46	2.8	6.24		
	35	110 x 35	30	100 x 36	25	100 x 40	20	100 x 40	15	100 x 36	15	100 x 42	15	100 x 48		
180	2.2	4.91	2.3	5.05	2.5	5.62	2.5	5.62	2.3	5.05	2.7	5.90				
	42	108 x 35	36	108 x 36	30	108 x 40	24	108 x 40	18	108 x 36	18	108 x 42				
160			2.4	5.24	2.6	5.82	2.6	5.82	2.4	5.24	2.8	6.12	3.1	6.99		
			42	112 x 36	35	112 x 40	28	112 x 40	21	112 x 36	21	112 x 42	21	112 x 48		
140	2.3	5.10	2.4	5.24	2.6	5.82	2.6	5.82	2.4	5.24	2.8	6.12				
	56	112 x 35	48	112 x 36	40	112 x 40	32	112 x 40	24	108 x 36	24	112 x 42				
120	2.2	4.91	2.3	5.05	2.5	5.62	2.5	5.62	2.3	5.05						
	63	108 x 35	54	108 x 36	45	108 x 40	36	108 x 40	27	108 x 36						
100	2.3	5.01	2.3	5.15	2.6	5.72	2.6	5.72								
	77	110 x 35	66	110 x 36	55	110 x 40	44	110 x 40								
80			2.4	5.24	2.6	5.82										
			84	112 x 36	70	112 x 40										
60			0.9	1.9												
			108	112 x 36												
Width in mm	50		60		80		100		120		140		160			

Available exclusively in NSI quality and with a length of 13 m

NSI quality: produced of double-width
NSI select: produced of single-stem


Available exclusively in NSI quality and with a length of 5 m

Cross section produced of double-width
Quality: maximum possible is standard quality

PINE

Height in mm	t		m³	
	unit	cm	unit	cm
240	2.0	4.49		
	24	96 x 36		
200	2.1	4.68		
	30	100 x 36		
180	2.3	5.05		
	36	100 x 36		
160	2.4	5.24		
	42	112 x 36		
140	2.4	5.24		
	48	112 x 36		
120	2.3	5.05		
	54	108 x 36		
100	2.3	5.15		
	66	110 x 36		
80	2.4	5.24		
	84	112 x 36		
Width in mm	60			

Available exclusively in NSI quality



ADVANTAGES

- ⊕ Higher durability than spruce
- ⊕ High dimensional stability
- ⊕ Cost-efficient
- ⊕ Also available as pressure-impregnated modification

AREAS OF APPLICATION

- ⊕ Post and beam structures
- ⊕ Timber frame constructions
- ⊕ Rafters
- ⊕ Supporting structures



06

FURTHER PROCESSING

ADVANTAGES

- ⊕ High precision with an optimal material utilization
- ⊕ Versatile machining options due to modern technology
- ⊕ Ongoing development through regular and continuous quality control
- ⊕ Professional support during the engineering phase
- ⊕ Consultation and services provided by qualified master carpenters
- ⊕ Rapid and cost-efficient assembly on the construction site thanks to a high level of prefabrication

FURTHER PROCESSING – MACHINING CAPABILITIES

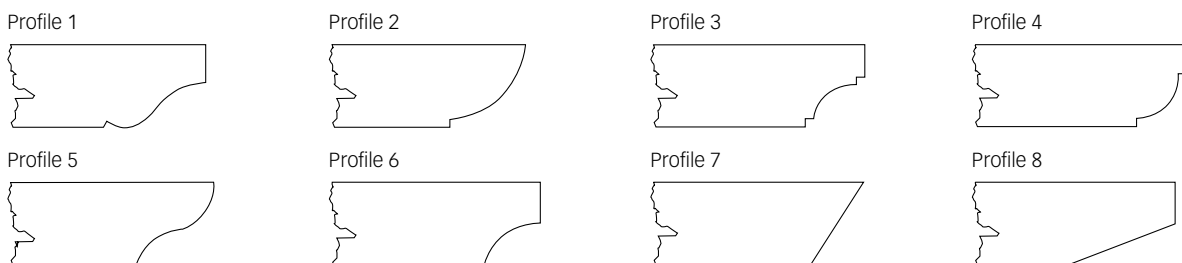
5-axis CNC machining	Hundegger K2i 450 (HPH)
Component dimensions	Length: up to 14.5 m Height: up to 450 mm Width: up to 280 mm

IT Interfaces | Import Formats

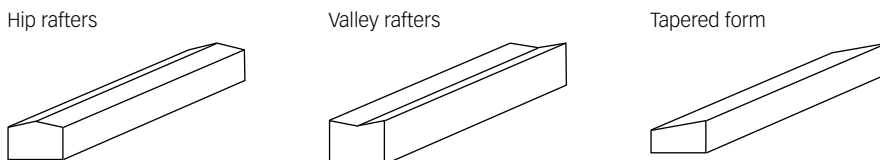
- (1) *.bvn, *.bvx | Direct control of the systems
- (2) From SEMA 3D, Dietrich's 3D-CAD/CAM and cadwork *.bvn, *.bvx files are created.
- (3) 2D/3D *.dxf, *.dwg, *.sat (ACIS) files can be converted into machine files at an extra charge.

FURTHER PROCESSING – POSSIBILITIES AND EXAMPLES

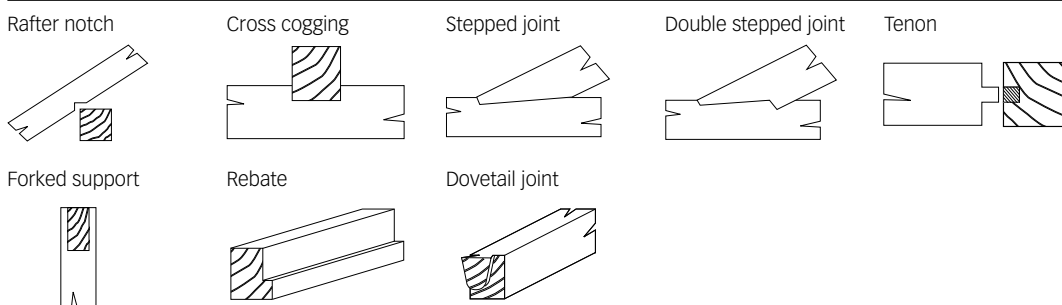
RAFTER AND PURLIN PROFILES



VALLEY AND HIP RAFTER



CARPENTER JOINTS AND PROFILES



STRUCTURAL FINGER JOINTED SOLID TIMBER & GLT®

QUALITY DESCRIPTION

PARAMETERS	VISUAL QUALITY	INDUSTRIAL QUALITY
Description	For loadbearing and non-loadbearing components in visual form, such as visible rafters, visible beams, etc.	For loadbearing and non-loadbearing components in non-visual form, e.g. as lightweight timber construction, covered rafters and purlins, etc.
Wood species	Spruce	Spruce (fir is also possible) or pine
Mistletoe infestation	Not permitted	Not permitted
Moisture content	Maximum of 18%	Maximum of 18%
Cut type	Separated at the core	Separated at the core
Bark embedding	Not permitted	To be treated as knots
Pitch pockets	Up to 5 mm wide, no clusters	Permitted
Surface	Smoothly planed and chamfered on all sides	Planed and chamfered on all sides, rough areas are permitted
Dimensional accuracy	Dimensional tolerance class 2 according to EN 336 has to be applied. In case of visual and standard quality, undersize of up to 2 mm is possible.	
Finishes	Trimmed square, dimensional accuracy of length according to EN 390	
Wane	Not permitted	Up to 10% of the cross section
Knots⁽¹⁾	Up to 40% of the cross section's side ⁽²⁾	Up to 40% of the cross section's side
Average annual ring width⁽³⁾	Up to 6 mm	Up to 6 mm
Grain slope	Up to 12 cm/m	Up to 12 cm/m
Shrinkage cracks	Crack width of up to 3 mm	Permissible crack depth of up to 50%
Edge cracks	Not permitted	Permitted
Lightning/frost cracks, ring shake	Not permitted	Not permitted
Blue stain	Not permitted	Permitted
Nailing stripes (red, brown)	Not permitted	Permitted
Red and white rot	Not permitted	Not permitted
Compression wood / redwood	Up to 40% of the surface	Up to 40% of the surface
Insect damage	Not permitted	Permissible up to a diameter of 2 mm
Scope of validity	The specified surface qualities are valid at time of delivery	

(1) A knot diameter of up to 40% of the cross section's height or width is permitted

(2) loose knots, falling-out knots, knocked-out and isolated knots with black wane are permitted up to 20 mm of the knot diameter

(3) The average annual ring width according to EN 1310 is applicable. Thereby, an area of 25 mm around the pith is not taken into account. For reasons of inevitable grading errors and variability of moisture content within the cross sections, the requirements and grading criteria specified in the table must be complied in 95% of the supplied pieces. In case of mechanical grading, related parameters are according to EN 14081. Therefore, deviations from the ones shown in the table may occur.

HASSLACHER
NORICA TIMBER

From **wood** to **wonders**.

SURFACED TIMBER

VERSATILITY IN INDOOR AND OUTDOOR AREAS.



SURFACED TIMBER AT A GLANCE

AREAS OF APPLICATION

- ⊕ Wall claddings
- ⊕ Ceiling panelling
- ⊕ Parquet floors
- ⊕ Prefabricated façade elements
- ⊕ Decking boards
- ⊕ Swimming pier surfaces
- ⊕ Soffits
- ⊕ Privacy screen
- ⊕ Wood applied in the garden

FIELDS OF USE

- ⊕ Indoors – walls and floors
- ⊕ Façades
- ⊕ Terrace
- ⊕ Supporting structures

ADVANTAGES

- ⊕ Pleasant and comfortable room climate
- ⊕ Thermal insulation and heat storage
- ⊕ Easy workability
- ⊕ Optimised sound insulation and room acoustics
- ⊕ High fire and chemical resistance
- ⊕ Positive impacts on climate protection through storage of carbon dioxide (CO₂)
- ⊕ Ecologically sustainable materials
- ⊕ Aesthetic and visually appealing
- ⊕ A pleasant and natural feel

OVERVIEW

PRODUCT STANDARD/CERTIFICATION

- ⊕ ÖNORM B 3020 Profiles for wood panelling and cladding
- ⊕ ÖNORM EN 13990 Wood flooring – Solid softwood floor boards
- ⊕ ÖNORM EN 14342 Wood flooring and parquet
- ⊕ ÖNORM EN 14519 Solid softwood panelling and cladding –
Machined profile with tongue and groove
- ⊕ ÖNORM EN 14915 Solid wood panelling and cladding
- ⊕ ÖNORM EN 15146 Solid softwood panelling and cladding –
Machined profiles without tongue and groove

QUALITIES

- ⊕ A VEH 100% A VEH
- ⊕ AB TOP min. 60% A VEH, max. 40% B VEH
- ⊕ AB VEH min. 30% A VEH, max. 70% B VEH
- ⊕ AB US min. 70% AB VEH, max. 30% B-Sort.
- ⊕ B-Sort.
- ⊕ Rough tongue and groove boards
- ⊕ C

CROSS SECTIONS

- Thicknesses: 12.5 mm up to 100 mm
Widths: 25 mm up to 300 mm
Lengths: Standard – 4 m; 2.0 to 5.1 m in dependence of each item

WOOD SPECIES

Spruce/fir, pine, larch, thermally modified wood

SURFACE TREATMENT AND FINISHING

- Vacuum/high pressure impregnation Hazard class 3 (Standard)
Hazard class 4 (on request)
- Thermal modification Thermal treatment
Vaporization
- Brushes
- Further refinements, such as painting and coatings, are available on request

CERTIFICATION

The current certificates are available in the download area of our website at [HASSLACHER.COM](https://www.hasslacher.com).












SUSTAINABILITY

The HASSLACHER Group stands for a careful use of wood as a resource. Our raw materials come from sustainable and controlled forestry. Our locations are certified according to the strict PEFC™ standards.













SURFACED TIMBER PRODUCT PORTFOLIO

SURFACED TIMBER'S STANDARD PORTFOLIO







	Profile		Wood species	Thickness (mm)	Width (mm)	Length (mm)	Quality	Piece/bundle		
Facades	Edge-rounded Rhombus		Siberian Larch	19	96	4	AB-VEH	6		
			Siberian Larch	19	116	4	AB-VEH	6		
			Siberian Larch	19	146	4	AB-VEH	6		
			Siberian Larch	25	65	4	AB-VEH	8		
			Siberian Larch	32	65	4	AB-VEH	6		
			Termo-pine	26	65	3,9-4,5	AB-VEH	8		
	Rhombus for invisible panel installations		Siberian Larch	24	68	4	AB-VEH	5		
			Siberian Larch	24	115	4	AB-VEH	5		
	Rhombus tongue and groove		Siberian Larch	24	95	4	AB-VEH	5		
			Siberian Larch	24	115	4	AB-VEH	5		
	C Chamfer profile		Thermo Spruce	19	146	4	AB-VEH	6		
	CS Strip/ flooring chamfer		Siberian Larch	19	146	4	AB-VEH	6		
			Siberian Larch	19	146	4	B-Sort.	6		
			Siberian Larch	24	146	4	AB-VEH	5		
	F Trapezoidal profile		Siberian Larch	19	146	4	AB-VEH	6		
Scale formwork		Spruce	25	146	4	AB-VEH	6			
		Siberian Larch	25	146	4	AB-VEH	6			
D Curved log wall		Spruce	19	116	4	AB-US	6			
		Spruce	24	116	4	AB-VEH	5			
Facade Cladding Type 3		Siberian Larch	31	189	3,97	Select				
		Siberian Larch	31	189	3,97	Natural				
Smooth Sided Cladding + Construction Timber	AF Smooth-edged plank flooring		Spruce	19	45	2,5	AB-VEH	12		
			Spruce	19	72	2,5	AB-VEH	12		
			Spruce	19	96	3,0/4,0	AB-VEH	6		
			Spruce	19	96	4	AB-US	6		
			Spruce	19	96	4	B-Sort.	6		
			Spruce	19	116	3,0/4,0	AB-VEH	6		
			Spruce	19	116	4	AB-US	6		
			Spruce	19	116	4	B-Sort.	6		
			Spruce	19	146	3,0/4,0	AB-VEH	6		
			Spruce	19	146	4	AB-US	6		
			Spruce	19	146	4	B-Sort.	6		
			Spruce	19	170	4	AB-VEH	6		
			Spruce	19	196	4	AB-VEH	6		
			Spruce	24	146	4	AB-VEH	5		
			Spruce	25	45	2,5	AB-VEH	10		
			Spruce	35	35	2,5	AB-VEH	9		
			Spruce	35	55	2,5	AB-VEH	8		
			Spruce	45	45	3,0/4,0	AB-VEH	6		
			Spruce	45	75	3,0/4,0	AB-VEH	4		
			Spruce	70	70	4	AB-VEH	4		
			Spruce	90	90	4	AB-VEH	2		
			Siberian Larch	19	96	4	AB-VEH	6		
			Siberian Larch	19	116	4	AB-VEH	6		
			Siberian Larch	19	146	4	AB-VEH	6		
			Siberian Larch	19	176	4	AB-VEH	6		
			Siberian Larch	19	196	4	AB-VEH	6		
			Siberian Larch	24	146	4	AB-VEH	5		
			Siberian Larch	32	146	4	AB-VEH	4		
			Siberian Larch	45	146	4	AB-VEH	3		
			Wooden strips		Spruce	19	56	4	AB-TOP	12
					Siberian Larch	19	56	4	AB-TOP	12

SURFACED TIMBER'S STANDARD PORTFOLIO

	Profile		Wood species	Thickness (mm)	Width (mm)	Length (mm)	Quality	Piece/bundle
Deckings	Finely grooved decking boards		Siberian Larch	25	144	4	AB-VEH	4
			Siberian Larch	25	144	4	B-Sort.	4
			Siberian Larch	33	144	4	AB-VEH	3
			Siberian Larch	33	144	4	B-Sort.	3
			Pressure-treated pine	25	144	4	AB-VEH	4
	Smooth decking with round edges		Siberian Larch	25	144	4	AB-VEH	4
			Siberian Larch	33	120	4	AB-VEH	4
			Siberian Larch	33	144	4,0/5,1	AB-VEH	3
			Siberian Larch	45	144	4	AB-VEH	3
			Termo-pine	26	118	3,9-5,1	AB-VEH	4
			Termo-pine	26	144	3,9-5,1	AB-VEH	4
			Standard decking		Siberian Larch	28	144	3,98
	Thermo Decking Ash		Larch/Thermo Ash	25	144	3,0-4,0	A	4
	Thermo Decking Birch		Larch/Thermo Birch	25	144	3,0-4,0	A	4
	Terrace supporting construction		Siberian Larch	35	72	4	AB-VEH	6
			Siberian Larch	45	72	4	AB-VEH	4
Mini Glulam		European/siberian Larch	40	70	3,97	NSI		
		European/siberian Larch	50	80	3,97	NSI		
		European/siberian Larch	90	90	3,97	NSI		
		European/siberian Larch	100	100	3,97	NSI		
		European/siberian Larch	120	120	3,97	NSI		
Profiled Timber	F Trapezoidal profile		Spruce	12,5	96	3,0/4,0	AB-US	10
			Spruce	15	116	4	AB-US	7
			Spruce	19	146	4	AB-US	6
			Spruce	19	146	4	B-Sort.	6
			Siberian Larch	19	146	4	AB-VEH	6
	C Chamfer profile		Spruce	12,5	96	2,0/3,0/4,0	AB-US	10
			Spruce	15	116	4	AB-US	7
			Spruce	15	121	3,0/4,0/5,1	AB-US	7
			Spruce	19	116	4	AB-US	6
			Spruce	19	146	4	AB-TOP	6
			Spruce	19	146	4	AB-VEH	6
			Spruce	19	146	4	AB-US	6
			Spruce	19	146	4	B-Sort.	6
			Pine	19	146	4	AB-VEH	6
			Pine	19	146	4	AB-US	6
	CS Strip/ flooring chamfer		Spruce	19	116	4	AB-VEH	6
			Spruce	19	116	4	AB-US	6
			Spruce	19	116	4	B-Sort.	6
			Spruce	19	121	3,0/4,0/5,1	AB-US	6
			Spruce	19	146	3,0/4,0/5,0	AB-VEH	6
Spruce			19	146	4	AB-US	6	
Spruce			19	146	3,0/4,0/5,0	B-Sort.	6	
Spruce			19	171	4	AB-US	6	
Spruce			24	146	4	AB-TOP	5	
Spruce			24	146	4,0/5,0	AB-VEH	5	
Spruce			24	146	4	AB-US	5	
Spruce			24	146	4	B-Sort.	5	
Spruce			27	146	4	AB-VEH	4	
Spruce			27	146	4	AB-US	4	

SURFACED TIMBER PRODUCT PORTFOLIO

SURFACED TIMBER'S STANDARD PORTFOLIO

	Profile		Wood species	Thickness (mm)	Width (mm)	Length (mm)	Quality	Piece/bundle			
Profilled Timber			Spruce	27	146	4	B-Sort.	4			
			Spruce	32	146	4	AB-VEH	4			
			Spruce	32	146	4	AB-US	4			
			Spruce	32	146	4	B-Sort.	4			
			Spruce	32	171	4,0/5,0	AB-VEH	4			
			Spruce	32	171	4	AB-US	4			
			Spruce	32	171	4,0/5,0	B-Sort.	4			
			Pine	19	146	4	AB-US	6			
			Pine	24	146	4	AB-US	5			
			Siberian Larch	19	146	4	AB-VEH	6			
			Siberian Larch	19	146	4	B-Sort.	6			
			Siberian Larch	24	146	4	AB-VEH	5			
	Fire protection planks with keyway			Spruce	40	146	4	AB-VEH	3		
				Spruce	40	146	4	AB-US	3		
				Spruce	40	146	4	B-Sort.	3		
				Spruce	40	171	4	AB-VEH	3		
				Spruce	40	171	4	B-Sort.	3		
	Double tongue and groove fire protection planks E Softline-Profil			Spruce	40	146	4,0/5,0	AB-TOP	3		
				Spruce	40	146	4,0/5,0	B-Sort.	3		
O Wooden flooring			Spruce	14	121	4	AB-US	7			
			Spruce	15	116	4	AB-US	7			
			Spruce	19	146	4	AB-VEH	6			
			Spruce	19	146	4	AB-US	6			
			Spruce	19	146	4	B-Sort.	6			
O Wooden flooring			Spruce	19	116	4	AB-VEH	6			
			Spruce	19	116	4	AB-US	6			
			Spruce	19	116	4	B-Sort.	6			
			Spruce	19	116	4	Rough tongue and groove boards	6			
			Spruce	19	146	4	AB-US	6			
			Spruce	24	146	4,0/5,0	AB-VEH	5			
			Spruce	24	146	4	AB-US	5			
			Spruce	24	146	4	B-Sort.	5			
			Pine	19	116	4	AB-VEH	6			
			Pine	19	116	4	AB-US	6			
			Pine	19	116	4	B-Sort.	6			
			Pine	19	146	4	AB-US	6			
			Pine	35	146	4	AB-US	4			
			Siberian Larch	19	116	4	AB-VEH	6			
			Siberian Larch	19	116	4	B-Sort.	6			
			Battens	Wood Paneling Profile A3		Spruce	22	100	4	35 Select	5
						Spruce	22	120	4	35 Select	5
Spruce	24	73				4	B-Sort.	8			
Spruce	30	73				4	B-Sort.	8			
Decking Battens				Spruce	23	48	4	III/IV	10		
				Spruce	28	48	4	III/IV	8		
				Spruce	38	48	4	III/IV	6		
				Spruce	38	58	4	III/IV	6		
				Spruce	38	78	4	III/IV	6		
				Spruce	48	48	4	III/IV	4		
Spruce	48	58	4	III/IV	4						
Spruce	48	78	4	III/IV	4						

Special profiles are available on request

HASSLACHER
NORICA TIMBER

From **wood** to **wonders**.

SAWN TIMBER

SAWN TIMBER FOR MANUFACTURERS.

SAWN TIMBER AT A GLANCE

PRODUCTS

- ⊕ Lamellas for glued laminated timber and cross laminated timber
- ⊕ Lamellas for laminated beams and finger jointed structural timber, core-free or separated from core
- ⊕ Rough lumber
- ⊕ Vertical grain lumber, lamellas and finger-jointed goods
- ⊕ Battens, larger battens and posts
- ⊕ Square cut lumber
- ⊕ Side boards for the packaging industry
- ⊕ Random width side boards
- ⊕ Sawmill by-products

GRADING

- ⊕ In accordance with Austrian Timber Trade Practices
- ⊕ By arrangement and in accordance with guidelines
- ⊕ Strength-graded in acc. with EN 14081

ADVANTAGES

- ⊕ 100% natural and renewable raw material
- ⊕ From sustainable forestry, no destructive exploitation
- ⊕ CO₂ storage
- ⊕ Recyclable and CO₂-neutral thermal usage
- ⊕ The best structural properties with low self-weight
- ⊕ Thermally insulating and therefore energy-saving building material
- ⊕ Natural supplier of energy

CERTIFICATION

The current certificates are available in the download area of our website at [HASSLACHER.COM](https://www.hasslacher.com)

SUSTAINABILITY

The HASSLACHER Group stands for a careful use of wood as a resource. Our raw materials come from sustainable and controlled forestry. Our operations are certified according to the strict PEFC™ standards.





HASSLACHER
NORICA TIMBER

From **wood** to **wonders**.

PELLETS

RENEWABLE ENERGY SUPPLIED BY NATURE.

PELLETS

TECHNICAL DATA

PRODUCT STANDARD

EN ISO 17225-2

CERTIFICATIONS

- ⊕ DINplus certification programme for “Wood pellets for use in small furnaces”, certificate 7A120
- ⊕ ENplus-A1 – European Pellet Council – ENplus Manual for the certification of wood pellets for heating purposes, certificate AT010, RU007

CHARACTERISTIC VALUES ACCORDING TO ENPLUS-A1

Diameter	6 mm	ISO 17829
Length	< 40 mm	ISO 17829
Water content	< 10 Ma%	ISO 18134
Ash content	< 0.70 Ma%	ISO 18122
M-strength	> 98 Ma%	ISO 17831-1
Fines content (<3.15 mm)	< 0.5 w%	ISO 18846
Calorific value	> 4.6 kWh/kg	ISO 18125
Bulk density	< 750 kg/m ³	ISO 17828
Ash melting temperature	> 1,200° C	CEN/TC 15370-1

STORAGE

Store product in dry conditions. The pellets must be protected against moisture.

APPLICATION

Use only in approved and appropriate heating appliances in compliance with the manufacturer’s instruction and statutory regulations.

PACKAGING UNITS

Bagged goods	15 kg/bag 72 bags/pallet equivalent to 1,080 kg/pallet
Big Bag	approx. 1,000 kg
Pump silo truck	3 to 25 t/delivery
Batches on truck	Up to 25 t/delivery

CERTIFICATION

The current certificates are available in the download area of our website at [HASSLACHER.COM](https://www.hasslacher.com).



HASSLACHER
NORICA TIMBER

From **wood** to **wonders**.

FORMWORK PANELS

NATURAL BEAUTY FOR CONCRETE SURFACES.

FORMWORK PANELS

PRODUCT PORTFOLIO

PANEL FORMATS


Thickness 21 mm, 27 mm

Formats 500 x 1,000 mm, 500 x 1,500 mm, 500 x 2,000 mm, 500 x 2,500 mm, 500 x 3,000 mm

PACKAGING UNITS

Thickness	Format [mm]	Pieces per packet	m ² per packet
21 mm	500 x 1,000	2 x 50	50 m ²
	500 x 1,500	2 x 50	75 m ²
	500 x 2,000	2 x 50	100 m ²
	500 x 2,500	2 x 50	125 m ²
	500 x 3,000	2 x 50	150 m ²
27 mm	500 x 1,000	40	20 m ²
	500 x 1,500	40	30 m ²
	500 x 2,000	40	40 m ²
	500 x 2,500	40	50 m ²
	500 x 3,000	40	60 m ²

Other packaging units are also available on request. Every packet is wrapped in a plastic cover.



HASSLACHER
NORICA TIMBER

From **wood** to **wonders**.

SPECIAL PRODUCTS

FOR EVERY CHALLENGE, A SOLUTION.

SPECIAL PRODUCTS

TERRACE – COMFORT PLANK

ADVANTAGES

- + Minimised deformation due to bonding
- + Vertical grain orientation minimises warping, with hardly any fibre separation
- + Homogeneous appearance
- + Easy installation due to invisible installation aid
- + Larch wood for high durability
- + High mechanical properties

TECHNICAL SPECIFICATIONS

Wood species	Siberian larch
Bonding	Melamine resin adhesive type I in accordance with EN 301, for loadbearing and non-loadbearing components indoors and outdoors. Quality assured according to EN 14080
Abmessungen	Thickness: 28 mm Width: 144 mm Length: 3,980 mm Special lengths possible on request, lengths dependent on availability.
Surface	Smooth Grooved V-notch Usable on both sides
Durability class	3 to 4 in accordance with EN 350-1
Fire behaviour	D _{fl} -S1
Packaging unit	147 pc/pack 84.35 m ² 2.36 m ³
Recommendation	For high durability, follow the planning, installation and care guidelines of the VEH (www.veuh.org [Association of the European Planing Mill Industry]).



Siberian larch

TERRACE – THERMO PLANK

ADVANTAGES

- + Outstanding surface appearance
- + Vertical grain orientation of the base material minimises warping
- + Layered structure that ensures hardly any deformations occur
- + Easy installation due to invisible installation aid
- + Larch wood for high durability
- + High-quality, durable top layer of thermally-modified ash or thermally-modified birch
- + The base material in larch can be used for static calculations

TECHNICAL SPECIFICATIONS

Wood species	Base material: Edge glued Siberian larch Surface material: Thermally-modified ash, thermally-modified birch
Bonding	Melamine resin adhesive type I in accordance with EN 301, for loadbearing and non-loadbearing components indoors and outdoors. Quality assured according to EN 14080
Dimensions	Thickness: 25 mm (28 mm available on request) Width: 144 mm Length: 3,000 mm 3,300 mm 3,600 mm 4,000 mm Special lengths possible on request, lengths dependent on availability.
Surface	Smooth Grooved V-notch Usable on both sides
Durability class	Larch: 3 to 4 in accordance with EN 350-1 Thermally-modified ash: 2 in accordance with EN 350-1 Thermally-modified birch: 3 in accordance with EN 350-1
Fire behaviour	D _{fi} -s1
Packaging unit	96 pc/pack
Recommendation	For high durability, follow the planning, installation and care guidelines of the VEH (www.veh.org [Association of the European Planing Mill Industry]).



Top: Thermally-modified ash
Bottom: Thermally-modified birch

SPECIAL PRODUCTS

MINI GLUED LAMINATED LARCH BEAMS

ADVANTAGES

- ⊕ Ideal for supporting structures and outdoor applications
- ⊕ Planed and chamfered structural timber
- ⊕ The layered structure ensures that hardly any deformations occur
- ⊕ Larch wood for high durability

TECHNICAL DATA

Wood species	European and/or Siberian larch
Bonding	Melamine resin adhesive type I in accordance to EN 301 for loadbearing and non-loadbearing components for both indoor and outdoor applications. Quality assured according to EN 391
Cross sections	50 mm x 80 mm; 60 mm x 100 mm; 90 mm x 90 mm; 100 mm x 100 mm; 120 mm x 120 mm. Other cross sections are available on request
Lengths	2,970 mm; 3,970 mm; 4,970 mm Note: Not all lengths are available for all qualities and cross sections
Surfaces	Planed and chamfered
Qualities	Visual quality for visible applications in the garden area. Industrial quality is suitable for any type of supporting structure.
Durability class	3 to 4 according to EN 350-1



QUALITY DESCRIPTION

Parameter	Industrial quality	Visible quality
Knots	Loose and dead (not intergrown) knots allowed	Intergrown knots, loose knots up to 20 mm diameter allowed
Wane	Up to 10% of the cross-cut side	Up to 5% of the cross-cut side
Slope of grain	No restriction	No restriction
Cracks	Permissible	Cracks up to 3 mm wide are permissible
Proportion of sapwood	Permissible	Up to 5% of the surface permissible
Rot	Not permissible	Not permissible
Blue stain, discolourations	Permissible	Up to 5% of the surface permissible
Moisture content	14% ±2%	14% ±2%
Ingrown bark	Permissible	Not permissible
Insect holes	Permissible up to 2 mm diameter	Not permissible
Pitch pockets	Permissible	Up to 3 mm wide and 50 mm length permissible
Rough areas	Planed and chamfered on all sides, rough areas are permissible	Planed and chamfered on all sides, rough areas around knots are permissible
Ends	Trimmed	Trimmed
Additional information	The surface qualities shown are applicable on delivery.	

PREFABRICATED FACADE TYPE 3



ADVANTAGES

- + Maximum precision due to industrial prefabrication of the elements
- + Time-saving and cost-efficient element assembly
- + Reduced number of stainless screws
- + The option for expensive wind proofing foil can be dropped
- + Dimensional stability due to cross lamination and bonding
- + Appealing façade appearance
- + Larch wood for high durability

TECHNICAL DATA

Panel elements	Layered structure Larch rebate on spruce base
Bonding	Melamine resin adhesive type I in accordance to EN 301 for loadbearing and non-loadbearing components for both indoor and outdoor applications. Quality assured according to EN 391
Dimensions	Thickness: 31 mm Overall width: 189 mm Effective width: 181 mm Length: 3,970 mm
Surfaces	Rebate profile in Siberian larch, planed, edge-rounded
Qualities	Select Structure
Durability class	3 to 4 according to EN 350-1
Fire behaviour	D-s2, d0 – without fire-resistant coating B-s2, d0 – with fire-resistant coating
Coatings	Industrially applied coatings against greying and staining are possible.



SPECIAL PRODUCTS

CIRCULAR COLUMN

ADVANTAGES

- + An architectural eye-catcher
- + Aesthetic load-transferring component
- + Attractive timber appearance
- + High loadbearing capacity
- + Weather-resistant

TECHNICAL DATA

Wood species	European or Siberian larch, spruce and pine
Structures	Select columns: crosswise arrangement of the lamellas Standard columns: setup similar to that of glued laminated timber
Bonding	Melamine resin adhesive type I in accordance to EN 301 for loadbearing and non-loadbearing components for both indoor and outdoor applications. Produced and quality assured according to EN 14080
Dimensions	Diameter: From 80 mm to 320 mm in 20 mm increments Available up to 700 mm on request Length: Up to 8 m
Qualities	Select: Smooth, sound knots Visual: Similar to glued laminated timber visual quality Industrial: Similar to glued laminated timber industrial quality
Surfaces	Diameter: For planed surfaces 80 mm to 120 mm For sanded surfaces Diameter – 140 mm
Durability class	Larch: 3 to 4 according to EN 350-1 Spruce: 4 Pine: 3 to 4 (also applies to heartwood)
Fire behaviour	D-s2, d0
Packaging	Individually wrapped Wrapped in plastic film packs



HASSLACHER NORICA TIMBER'S PRODUCT PORTFOLIO



Sawn timber



Surfaced timber



Structural finger jointed solid timber & GLT®



Glued solid timber Duo/Trio



Glued laminated timber



Glued ceiling systems



Cross laminated timber



Glued laminated timber – special components



Special products



Pellets



Formwork panels



Pallets & packaging solutions





From **wood** to **wonders**.



HASSLACHER group

Feistritz 1 | 9751 Sachsenburg | Austria
T +43 4769 22 49-0 | F +43 4769 22 49-129
info@hasslacher.com | hasslacher.com

HNT0301_EN_202004

HASSLACHER
NORICA TIMBER

From **wood** to **wonders**.